

Patient's Name.....  
 Address.....  
 Email.....  
 DOB.....  
 NHI#.....  
 Tel (mob).....  
 Tel (hme).....

**ACCIDENT**  YES  NO ACC No. .... Date of injury .....

**COVERED BY:**  ACC  Accredited Employer.....  
[name of employing company]

**MEDICAL INSURANCE?**  YES  NO Provider..... Policy #.....

**PREGNANCY SCANS:** LMP .....(unsure) or EDD .....(by Scan LMP Other)  
 Clinical Indication Code .....(see inside cover) Is the patient eligible for health benefit?  YES  NO

- X-RAY
- FLUOROSCOPY
- ULTRASOUND (US)
- CONE BEAM CT
- CT
- MRI
- MAMMOGRAPHY
- BONE DENSITY
- PET-CT (MSK ONLY)  
All other scans use dedicated PET/CT form

**REGION OF INTEREST/EXAMINATION**

**CLINICAL DETAILS:**

**IMPORTANT - REFERRING CLINICIAN**

Is the patient diabetic?  Yes  No

**PRIOR TO MRI:**  
 Patient has a cardiac pacemaker  
 Yes  No

Approx weight.....kg Height.....

**DOES YOUR PATIENT REQUIRE:**  
 Sedation  Yes  No  
 General Anaesthetic  Yes  No

**RESULTS:**

**Report Priority**  Urgent  Routine **Report**  EDI  Fax  IntelConnect only

Phone Me Mobile Ph .....

**Referring practitioner:**.....

Signature: .....

NZMC/MCONZ #: ..... Date: .....

ACC Provider #: .....  Send more forms

Copy of report to: .....

# PACIFIC RADIOLOGY CANTERBURY BRANCHES CAN BE LOCATED AT:

## Bookings & Enquiries

Phone (03) 379 0770 / 0800 869 729

Fax (03) 366 7414

Email [lowtechbookingschc@pacificradiology.com](mailto:lowtechbookingschc@pacificradiology.com)

(xray, ultrasound, fluoroscopy, bone density)

[hitechbookingschc@pacificradiology.com](mailto:hitechbookingschc@pacificradiology.com) (CT, MRI)

Hours 8.00am - 6.00pm

[www.pacificradiology.com](http://www.pacificradiology.com)

Canterbury Breastcare

Phone (03) 355 1194

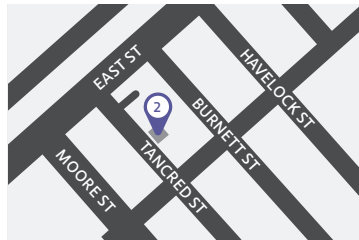
Fax (03) 355 1196

[www.canterburybreastcare.co.nz](http://www.canterburybreastcare.co.nz)



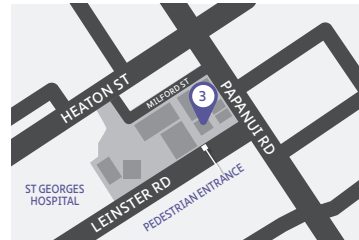
### 1 AFTER HOURS

Pegasus House  
Dollans Lane, 401 Madras St,  
Christchurch 8013  
**Hours** 8am - 11pm weekdays  
9am - 11pm weekends / holidays  
Open 365 days a year



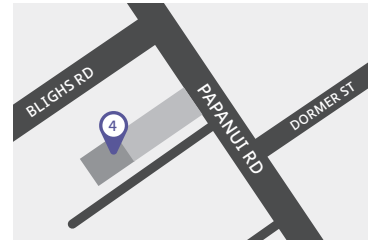
### 2 ASHBURTON

135 Tancred Street,  
Ashburton 7700  
**Hours** 8.30am - 5.30pm weekdays



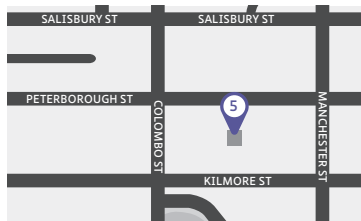
### 3 CANTERBURY BREASTCARE

2nd Floor, Leinster Chambers,  
249 Papanui Rd, Christchurch 8014  
**Phone** (03) 355 1194  
**Hours** 8am - 8pm Mon - Thurs  
8am - 5pm Fri  
By appointment only



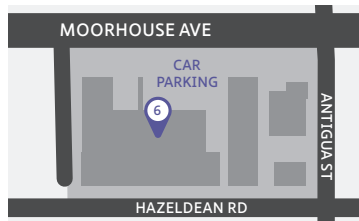
### 4 DUDLEY CREEK

447 Papanui Road,  
Strowan, Christchurch 8052  
**Hours limited** - contact for details  
Extremity Imaging only (Xray & CBCT)



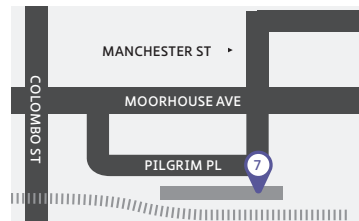
### 5 FORTE

Forte 2, Ground Floor  
132 Peterborough Street,  
Christchurch 8013  
**Hours** 8am - 5pm weekdays



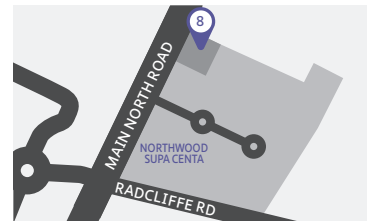
### 6 METRO

136 Moorhouse Avenue  
Addington, Christchurch 8011  
**Hours** 8am - 5pm weekdays



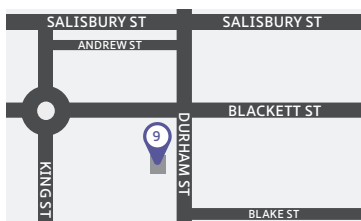
### 7 MOORHOUSE

3 Pilgrim Pl, Christchurch 8011  
**Hours** 9am - 8pm weekdays  
Xray only



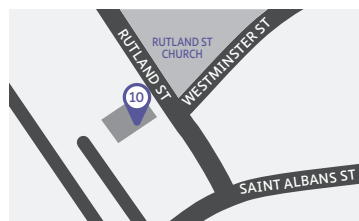
### 8 NORTHWOOD

Unit G3, Northwood Supa Centa  
1 Radcliffe Road, Northwood  
Christchurch 8051  
**Hours** 8am - 5pm weekdays



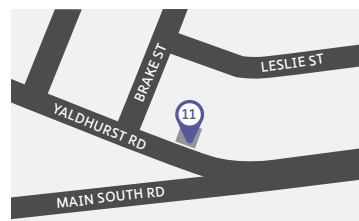
### 9 RANGIORA

17 Durham Street, Rangiora,  
North Canterbury 7400  
**Hours** 8.30am - 5.30pm weekdays



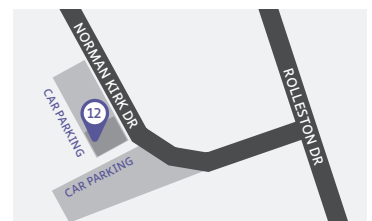
### 10 REFLECT

13 Rutland St, Christchurch 8014  
**Hours** 8.00am - 5.00pm weekdays  
Ultrasound only



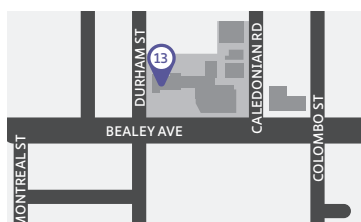
### 11 RICcarton

6 Yaldhurst Rd, Christchurch 8041  
**Hours** 8am - 8pm everyday  
Xray only



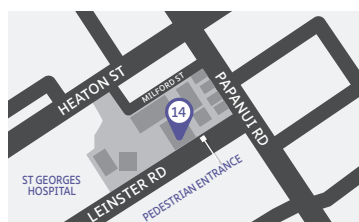
### 12 ROLLESTON

3 Norman Kirk Drive,  
Rolleston 7614  
**Hours** 8.00am - 5.00pm weekdays



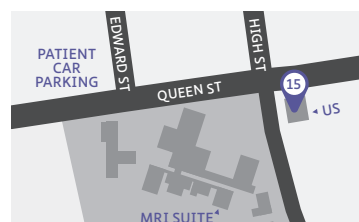
### 13 SOUTHERN CROSS

129 Bealey Ave, Christchurch 8013  
**Hours** 8am - 6pm weekdays



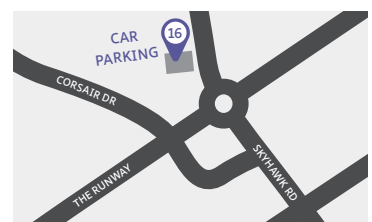
### 14 ST GEORGE'S

151 Leinster Rd, Christchurch 8014  
**Hours** 8am - 6pm weekdays  
**Extended Hours (MRI only)**  
8am - 9pm Monday - Thursday  
8am - 1pm Saturdays



### 15 TIMARU

Cnr High & Queen Sts, Timaru 7910  
**Hours** 8am - 5pm weekdays  
*New location & services late 2022*



### 16 WIGRAM

Wigram Health, 1st Floor,  
67 Skyhawk Road, The Landing,  
Wigram, Christchurch 8042  
**Hours** 8am - 5pm weekdays

### 13 SOUTHERN CROSS PET/CT

129 Bealey Ave, Christchurch 8013  
**Hours** 8am - 5pm weekdays